




S.I.W.S.
N.R. SWAMY COLLEGE OF COMMERCE & ECONOMICS
AND
SMT. THIRUMALAI COLLEGE OF SCIENCE
WADALA MUMBAI-400031

Index
Criteria 2.6.2

Attainment of programme outcomes and course outcomes are evaluated by the institution

Sr. No.	Details	Page No.
1	Attainment of programme outcomes and course outcomes : B.Com. (Accounting and Finance)	2
2	Attainment of programme outcomes and course outcomes : B.Sc. I.T	3
3	Outgoing student progression for higher education , cleared NET / SET and placement	4



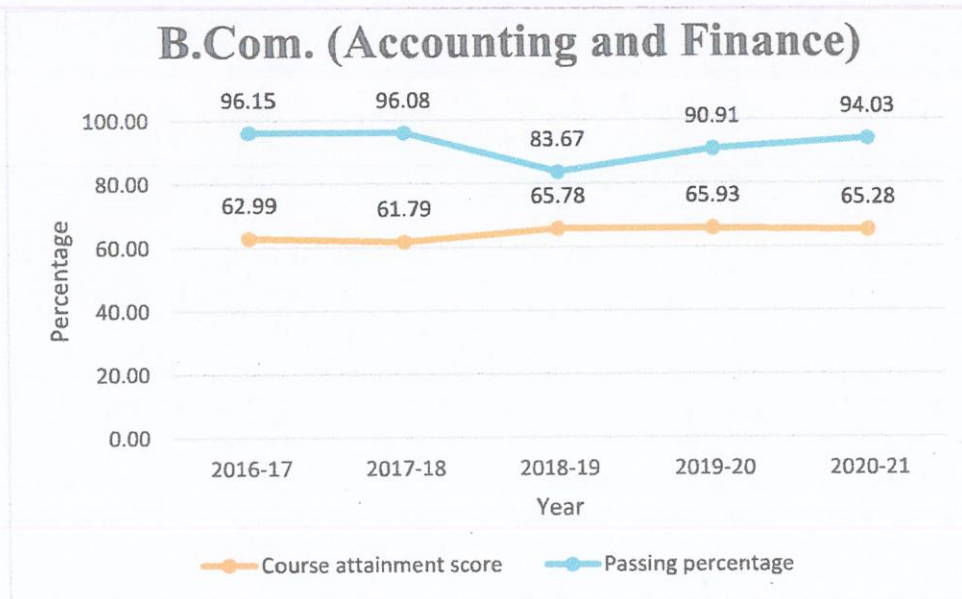

PRINCIPAL
S.I.W.S. N.R. Swamy College of
Commerce & Economics and
Smt. Thirumalai College of Science,
Wadala, Mumbai - 400 031



S.I.W.S.
N. R. SWAMY COLLEGE OF COMMERCE & ECONOMICS
AND
SMT. THIRUMALAI COLLEGE OF SCIENCE
Plot No. 337, Sewri - Wadala Estate,
Major R. Parameshwaran Marg, Wadala, Mumbai - 400 031

Department of B.Com. (Accounting and Finance)
COURSE ATTAINMENT

Year	Passing Percentage	Average of Subjects
2016 - 2017	96.15%	62.99
2017 - 2018	96.08%	61.79
2018 - 2019	83.67%	65.78
2019 - 2020	90.91%	65.93
2020 - 2021	94.03%	65.28




The above line graph represents the statistical analysis of B.Com (Accounting and Finance) course attainment for five years from the academic year 2016-17 to 2020-21. The course attainment score is calculated by using the formula

$$\text{Course Attainment Score} = \left(\frac{\sum(\text{Average score in each course})}{\text{Total number of courses}} \right)$$

The course attainment score is compared with the passing percentage of students in each academic year which establishes that there has been a consistent trend in the performance of the students.



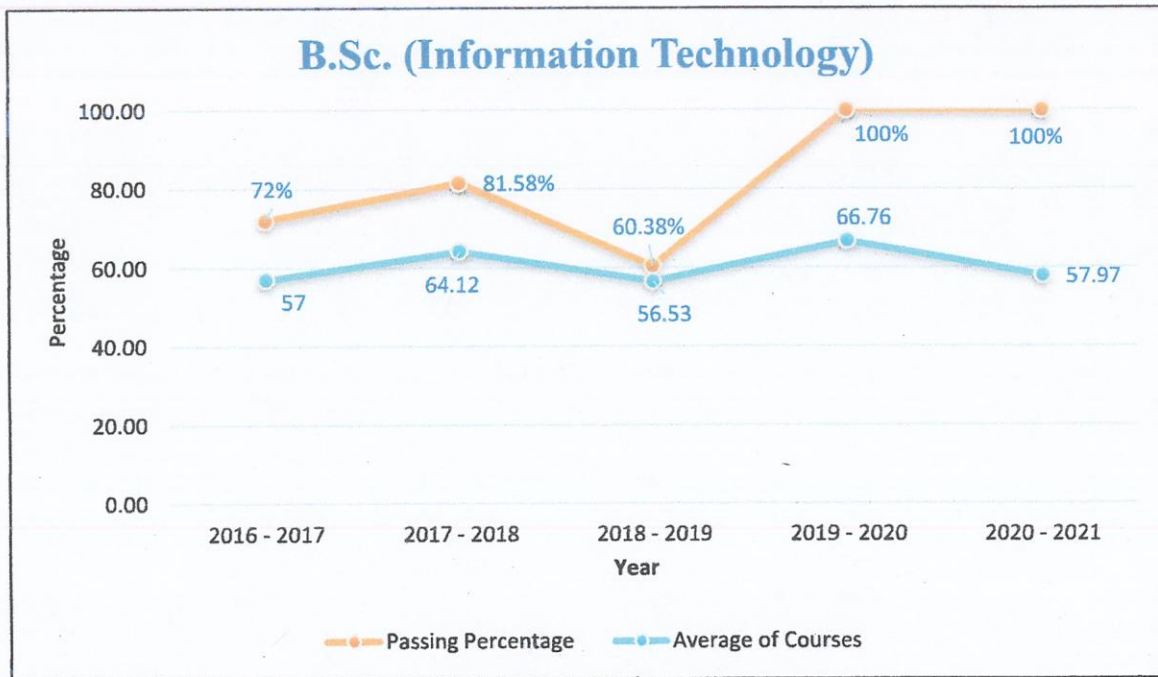

PRINCIPAL
S.I.W.S. N.R. Swamy College of
Commerce & Economics and
Smt. Thirumalai College of Science,
Wadala, Mumbai - 400 031



S.I.W.S.
N. R. SWAMY COLLEGE OF COMMERCE & ECONOMICS
AND
SMT. THIRUMALAI COLLEGE OF SCIENCE
Plot No. 337, Sewri - Wadala Estate,
Major R. Parameshwaran Marg, Wadala, Mumbai - 400 031

Department of Information Technology
COURSE ATTAINMENT


Year	Passing Percentage	Average of Subjects
2016 - 2017	72%	57
2017 - 2018	81.58%	64.12
2018 - 2019	60.38%	56.53
2019 - 2020	100%	66.76
2020 - 2021	100%	57.97




The line graph depicts the statistical analysis of the B.Sc. Information Technology course attainment for the previous five years from the academic year 2016 - 2017 to 2020 - 2021. The course attainment score is calculated using the formula as shown below.

$$\text{Course Attainment Score} = \left(\frac{\sum (\text{Average score in each course})}{\text{Total number of courses}} \right)$$

The course attainment score is compared with the passing percentage of the students in each academic year. The trend line shows the performance of the students has been consistent and above the second quartile marginal value.




PRINCIPAL
S.I.W.S. N.R. Swamy College of
Commerce & Economics and
Smt. Thirumalai College of Science,
Wadala, Mumbai - 400 031



S.I.W.S.

**N. R. SWAMY COLLEGE OF COMMERCE &
ECONOMICS AND
SMT. THIRUMALAI COLLEGE OF SCIENCE**

Plot No. 337, Sewri - Wadala Estate,
Major R. Parameshwaran Marg, Wadala, Mumbai - 400 031

Outgoing students progression for Higher Education, Cleared NET/SET and Placement

Particulars	2020 - 2021	2019 - 2020	2018 - 2019	2017 - 2018	2016 - 2017
Number of students progressing to Higher Education	238	170	170	111	137
Number of students passed NET/SET/GRE/Other Examination	17	12	02	NIL	NIL
Placement of outgoing students	47	87	66	87	59



PRINCIPAL
S.I.W.S. N.R. Swamy College of
Commerce & Economics and
Smt. Thirumalai College of Science,
Wadala, Mumbai - 400 031